



## CHOOSING THE RIGHT CHAPTER 8 KIT

**STEP 1** Find out the make, model and year of manufacture for the vehicle that the Chapter 8 kit is for.

**STEP 2** Next, you need to know whether the vehicle will be working on roads with a speed limit of under 40MPH or over 40MPH. This will determine which materials you have to choose from. When you know this, simply use the guide below to choose the material you need.

### 3M



#### 3M Engineering Grade

Better daytime and nighttime brightness than glass beaded enclosed lens Engineer Grade.

OR



#### 3M Diamond Grade

3M's "full-cube" microprisms are nearly 100% efficient, retroreflecting almost all the light that strikes them.

WITH



#### 3M Saturn Yellow

A short life fluorescent calendered film (250 µm), with a removable, pressure sensitive adhesive.



#### Flexible Engineering Grade

Nikkalite® Flexible Engineering Grade is a flexible glass-beaded retroreflective sheeting that renders retroreflectivity during darkness.

OR



#### Crystal Grade

Nikkalite® Flexible Crystal Grade is a flexible microprismatic retroreflective sheeting designed for emergency vehicle liveries.

WITH



#### Nikkalite Hi-S Cal

Hi-S Cal® Fluorescent vinyls offer high visual impact and enhanced recognition in poor visibility.



#### Avery Dennison VisiFlex™ V-8000

VisiFlex V-8000 Series offers durable, vibrant daytime colours. At night, its bold, high-quality microprismatic retroreflective elements efficiently return light at a wide range of angles.

WITH




#### Fluorescent Yellow

A cast fluorescent film, which performs well and has great visibility in daylight hours.

### STEP 3

Choose the coverage that is required - full rear, full glazed or half rear.



Full rear


Full glazed

Half rear

There are different kit options available


#### Standard Chapter 8 Kit

A standard kit is provided as individually cut reflective and fluorescent strips, taped together in easy to apply sections.



#### Flood Coated Kit

The fluorescent yellow of a flood coated kit is supplied as one full piece, with the reflective strips to apply over the top.



#### Flooded Applied Kit

The same as a flood coated kit, but with the red stripes applied to the fluorescent yellow.



#### Magnetic Kit

Simply pop on and off the rear of the vehicle as and when required. This is the same as a flood coated kit, but supplied with a magnetic backing.

